

Arizonans Seek Action on Homelessness and Drug Crime

Homelessness is a concern that crosses party lines in Arizona, with majority agreement among Republican, Democrat, and Independent respondents.

74%

Most Arizonans of all political affiliations see **homelessness as a problem** that is on the rise.

73%

A majority of likely Arizona voters say homeless camping on streets and other public places **poses a threat to public safety**.

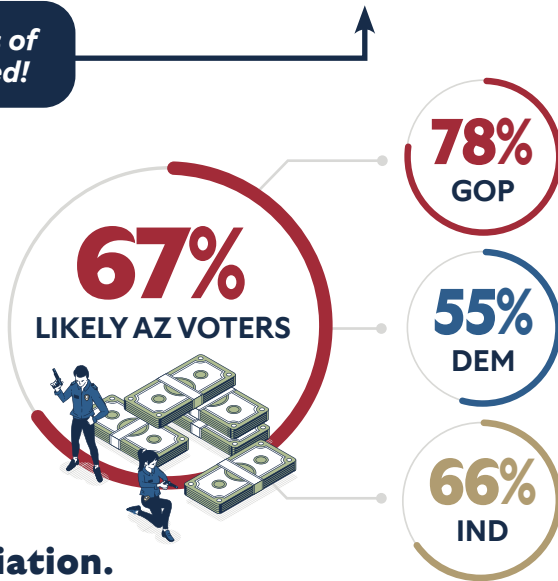
93%

Nearly all Arizonans want to move those living on the streets into **safer, designated camping areas** with water and sanitation.

More than 90% of likely voters of every political affiliation agreed!

More than two-thirds say that **law enforcement agencies need more manpower and financial resources** to handle crime in the state.

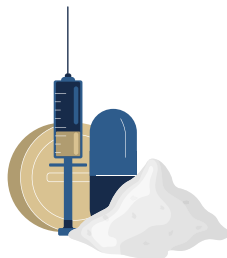
That includes a majority of voters from every political affiliation.



Arizona's voters express clear concern about drug crimes and want to see solutions.

59%

A majority of likely Arizona voters see **drug trafficking increasing** in the state.



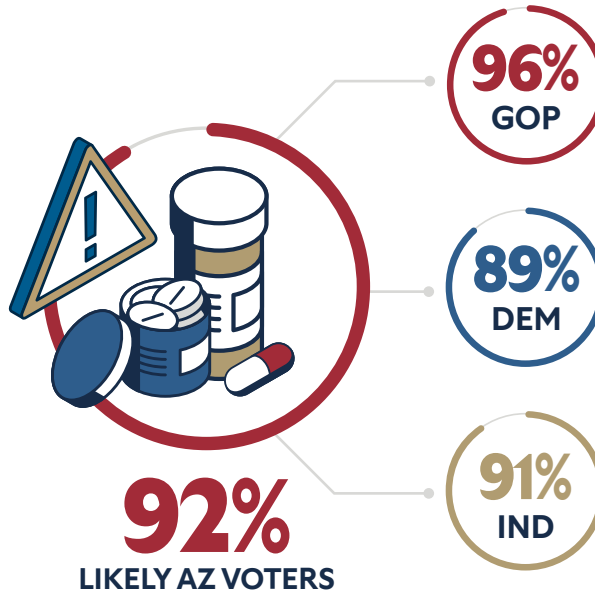
63%

Nearly two-thirds of likely Arizona voters want **more to be done to combat the fentanyl and opioid crisis**.


Voters in the Grand Canyon State love where they live and are looking to their elected leaders to introduce solutions that meaningfully improve public safety and address drug abuse and homelessness.

ONLY 8% of likely voters think Arizona's elected officials are **doing enough to combat the fentanyl and opioid crisis** among the state's homeless population.

Arizonans are desperate for effective leadership to combat addiction and homelessness.



Visit ciceroinstitute.org/issues for information about our homelessness and public safety solutions.



Results for this poll were collected using a sampling frame that gathered responses from 1,090 likely Arizona voters during live calls, online panels, and automated telephone interviews conducted by Cor Strategies, Inc.

The survey was conducted March 5–9, 2024. The margin of sampling error is ± 2.97 percentage points. The margin of sampling error may be higher or lower for subgroups. Results presented may not always appear to total 100 percent due to rounding.

Data were post-stratified using weighted demographic information from the U.S. Census Bureau's Current Population Survey Voting and Registration Supplement and the state election authorities.

Demographic information for actual voters in past elections was used to construct sample target weights.

Cicero Institute paid for all costs associated with this survey.